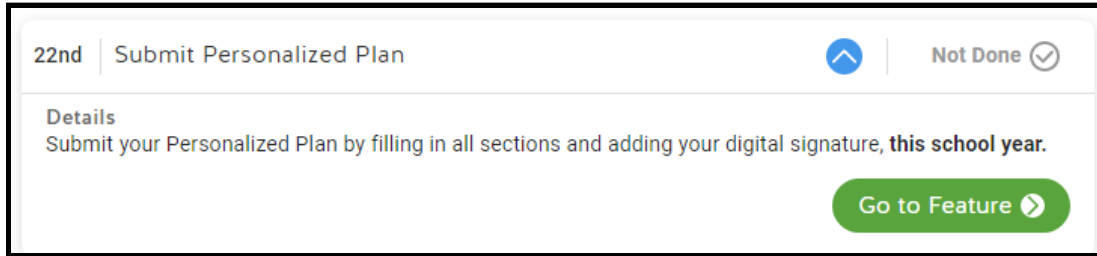
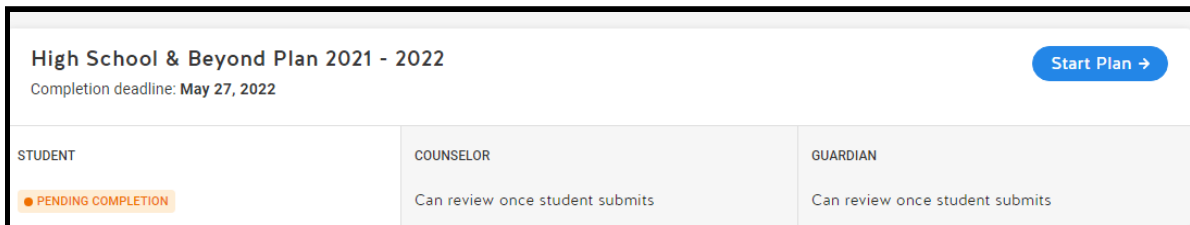


High School and Beyond Plan Submission Instructions

Step 1: Log into SchoolLinks, on Student Dashboard, under April 22nd, Click on [Submit Personalized Plan](#) and [Go to Feature](#):



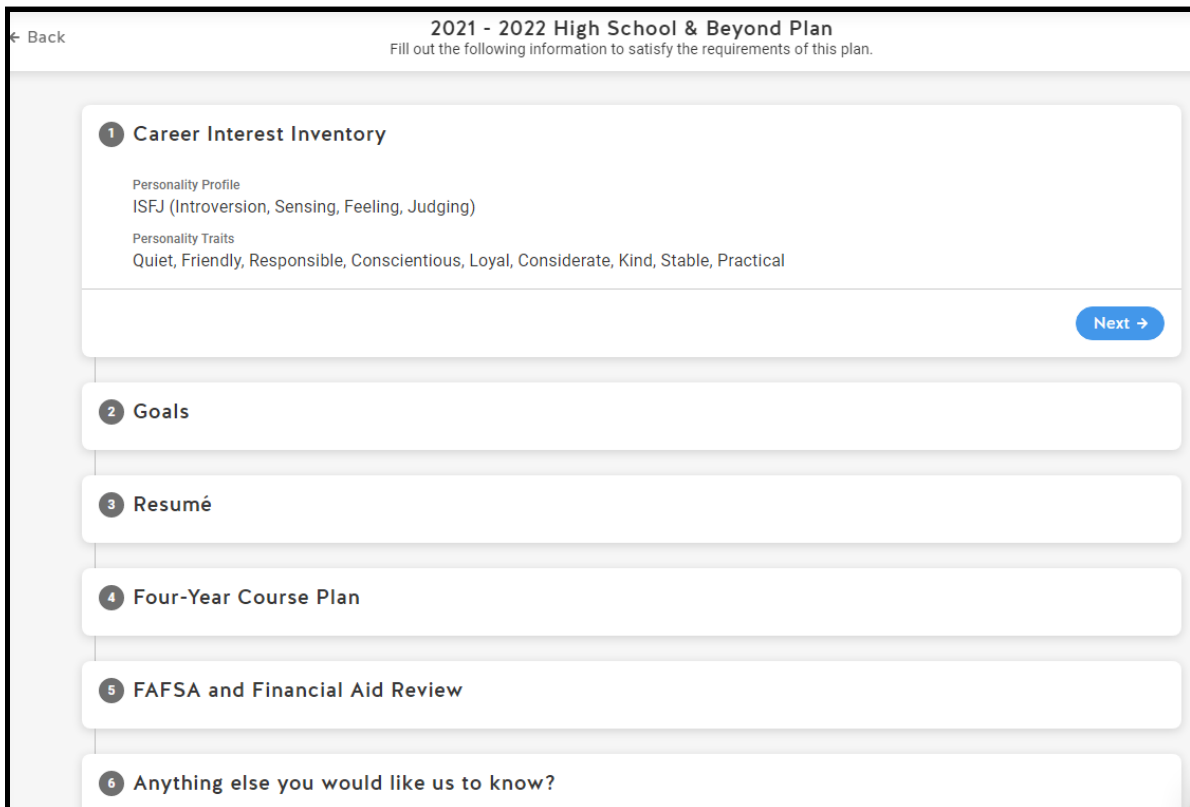
Click [Start Plan](#)



Step 2: Review all completed steps 1-5 from this year.

You will need to complete any incomplete areas before you move on to the next item.

- Make sure your goals and resume are accurate (you will continue to update them each year). This is a great time to add any job experience you have completed to your resume!
- For step 5, FAFSA, just click on the link and view the information, then click next.
Do NOT attempt to start your FAFSA, this will be done Senior Year.



High School and Beyond Plan Submission Instructions

Step 3: Once you have reviewed all items 1-6 and they are complete, **Click [Submit Plan](#), Electronically Sign your Plan by typing your name, and click the blue [Submit](#) button.**

Finalize submission

Sign your name below as an indication that this plan is accurate to the best of your knowledge.

Signature

(Optional) Is there is anything you'd like to mention or clarify about this plan?

Add comment...

Comments will be visible to student, guardians, and school staff.

Cancel Submit

Reminder: Students earn .25 elective credit every year for submitting a complete High School and Beyond Plan (HSBP), (students will eventually earn a full 1.0 credit by completing their SchoolLinks activities).

The HSBP is a state graduation requirement.

The plan is updated at least yearly, and should help students form a solid plan for their transition to their next steps after graduation!!

If you need more time or help to complete your HSBP this year, **please sign up for a FLEX with any counselor!**
